

Effect Of Homoeopathic Medicine In The Post Vaccination Syndrome In Pediatric Age Group: A Case Series

Dr. Jopasana Adkane

Abstract

Background - Vaccination is the method in which microbes are introduced into the human body that is live or killed and its acts like stimulating immune response and protect the children's from infectious agents.

After the administration of any vaccine, ill effect of vaccine mostly we found. That time we need to prescribe on the basis of acute totality in the acute complication. Constitutional medicine is depending on the physical generals, mental generals and particulars in the chronic complications which are developed after vaccination.

Aim of this study is to find out the effect of homoeopathic medicine in the post vaccination syndrome in pediatrics age group. Vaccine causes the adverse effect of vaccination so, to knowing all this thing, the primary objective of this study is to find out the effect of homoeopathic medicine in the post vaccination syndrome. Secondary objective for this study is to find out the specific group of homoeopathic medicine which acts on the post vaccination syndrome.

Methods – Simple randomized sampling method with 30 cases in which patients were enrolled till the target was achieved. The patients were selected on the basis of inclusion and exclusion criteria. Patient was considered on the basis of clinical presentation. Prescription of each case was based on the Individualized prescription. Outcome was assessed to measure the reduction in the intensity of the sign and symptoms.

Result -All 30 cases were studied after administration of homoeopathic remedy in post vaccination syndrome. Out of 30 cases 27 cases showed improved and 3 cases showed not improved. Study of post vaccination syndrome seen after administration of following vaccines 7 MMR vaccine, 5 Pentavalent vaccine, 8 DPT & OPV vaccine, 4 Hepatitis B vaccine, 2 Typhoid vaccine, 2 JE & Vitamin A vaccine, 1 VAR, 1 IPV vaccine cases.

No any specific group of homoeopathic medicine were observed but in this study ThujaOccidentalis, Sulphur, Silicea, and Antim tart were frequently prescribed medicine.

Conclusion - This study provides that there is evidence to say that homoeopathic medicine is effective in treating the post vaccination syndrome.

Key words –Post vaccination syndrome, Homoeopathy, Immunization, Vaccine.

Introduction

Vaccination is a proven and one of the most effective child survival interventions. All countries in the world have an immunization program to deliver selected vaccines to the targeted beneficiaries, specially focusing on the pregnant women , infants and children's who are at a high risk of disease prevention by vaccines.

Dr Tinus Smith, Dutch homoeopath, he is both homoeopath and medical doctor. He is also seasoned expert in treating post vaccination syndrome. According to Dr Tinus Smith post vaccination syndrome has for several years now been an increasingly common diagnosis in daily practice. By degrees he has established an effective method for treating this syndrome with homoeopathic medicine. Dr Tinus advised HOMOEOPROPHYLAXIS for this with potentized vaccine. Best way to treat chronic PCV is to give homoeopathic medicine at four different potencies during four consecutive weeks. The method was to give in first week 30C, twice ; in second week 200C, twice ; in third week 1M, twice and in fourth week 10M, twice. In case, if there is no response whole case could be repeated. Usually one to three series is more than sufficient. The success of vaccination strategies depends in part on population perception of benefits and risks of vaccines and related confidence in vaccination. Homoeopath explained that better knowledge of public concerns about vaccine with symptoms after vaccination and its homoeopathic medicine. Parents talk about vaccination strategies and communication about vaccine and vaccination risk perception and concern across European population by homoeopath. Aim for that research study for review all available research published between 2004 and 2014 on vaccination risk perceptions across Europe.

An outbreak of meningococcal meningitis, which occurred in the city Blumenau, Brazil in 1998. Meningococcal meningitis is a severe bacterial meningitis with significant mortality and morbidity worldwide. The outbreak did not qualify according to the Brazilian health department for the initiation of a vaccination campaign then homoeoprophylaxis using the disease nosode meningococcinum was developed instead. Then homoeoprophylaxis was administered to 65,826 people and an estimated 23,539 persons could not be reached to receive the immunization. This study showed 95% effectiveness over the 6 month of the study in 2001 and 2006 resulted in dramatic reductions in the incidences of meningitis. Between 1993 and 1999, around 5308 cases were recorded in the state of Andhra Pradesh. Then with Genus Epidemicus, miasmatic and constitutional remedies was given. Homoeopathic prophylactic medicines were administered annually in endemic in Andhra Pradesh and approximately 20 millions children were treated.

In 2007 and 2008, Cuban health officials conducted a large homoeoprophylaxis intervention in 3 region of the country that had received extensive hurricane damage and were therefore more susceptible to leptospirosis epidemics. Then homoeoprophylaxis was administered instead of vaccination to 2.3 million people in that region.

Materials and Methods

Study design – Case Series Study

Study Settings – The cases of post vaccination syndrome collected from Motiwala homoeopathic medical college OPD.

Sample size – Total 30 numbers of cases of post vaccination syndrome.

Inclusion criteria –

- Age – 0 – 13 years
- Sex – Both sexes

Exclusion criteria –

- Cases with immunodeficiency diseases or syndrome.
- Cases with congenital anomalies like ventricular Septal defect, Patent ductus arteriosus.
- Autoimmune diseases children's.
- Malignant disorders.

Withdrawal criteria -

- Patient without history of vaccination.
- If the patient is irregular for follow up.
- If the patient or his/ her parents are non-co-operative.

Methods and data collection relevant to objective –

- Data collection on post vaccination syndrome from patient and patient's attendant.
- Patient selected on the basis inclusion and exclusion criteria
- Details of research work have to explain to the patient and their consent will be taken.

Methods of measurement – Case record format, Homoeopathic software like RADAR.

Data management and analysis procedure –

- Informed consent of the patient was taken.
- A questionnaire was used to name, age, sex, detailed history of complaint, location, sensation, modalities, family history.
- Drug history and associated symptoms.
- The each patient was gone through the examination - general, physical, systemic examination.
- Analysis and evaluation of the symptom, construction of totality of symptoms and repertorization will be done for each case, with reference from homoeopathic material medica and repertory.
- Auxiliary line of treatment.
- Follow up taken as per the requirement of the case.

Case taking:

Case taking is the complete process of collecting data about the patient, using various tools like observations, perception, history taking given by the patient/ attendant, clinical examination in order to find a remedy for the patient using our knowledge of Homoeopathic MateriaMedica, Organon of Medicine, and Repertory.

Ethical issues, if any – Ethical clearance has been obtained from the ethical committee of the institute.

Observations and Result**Observation no. 1 –****Distribution according to the sex –****Table no. 1 –**

Sr. No	Male	Female
1	14	16

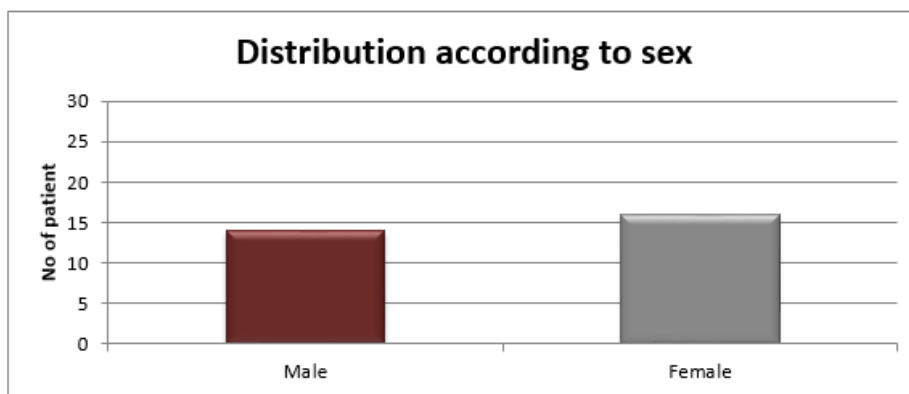


Figure No.1: Bar Diagram: Representing distribution according to sex

Observation no 2 –

Distribution according to the age groups

Table no 2 –

Sr. No	Age group	No of patients
1	0 – 1 years	13
2	1 – 2 years	08
3	2 – 3 years	06
4	3 – 4 years	03

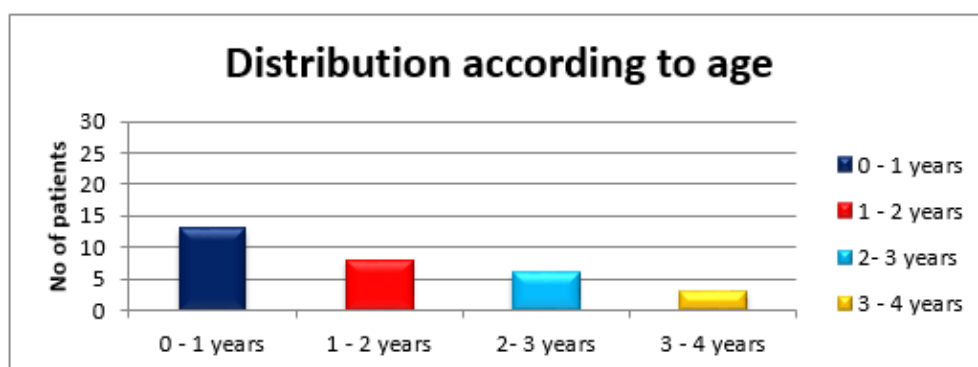


Figure No. 2: Bar Diagram: Representing distribution according to age group

Observation no 3 –

Distribution of cases according to the medicine used in post vaccination syndrome

Table no 3 -

Sr. No	Name of medicine	No of patients
1	<u>ThujaOccidenatalis</u>	7
2	Sulphur	6
3	Silicea	3
4	<u>Antim Tart</u>	1
5	China	1
6	Lycopodium	2
7	Phosphorus	1
8	<u>Variolinum</u>	1
9	<u>CrotalusHoridus</u>	1
10	Merc Sol	2
11	<u>Belladona</u>	1
12	Arsenic Album	2
13	<u>Pulsatilla</u>	2

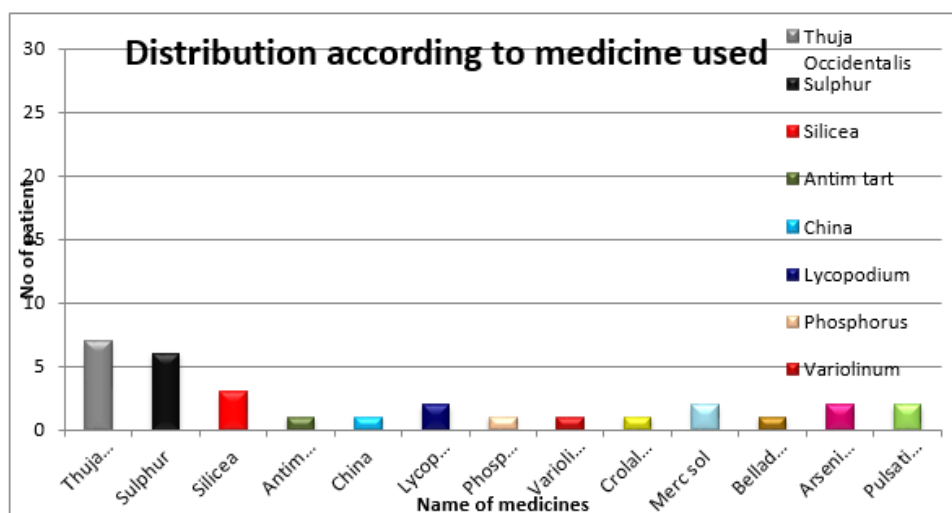


Figure No. 3 Bar Diagram:Representing distribution according to medicine used

Observation no 4 –

Distribution of cases according to the response of patient after homoeopathic treatment

Table no. 4-

Response after treatment	Improved	Not Improved
No of patient	27	3

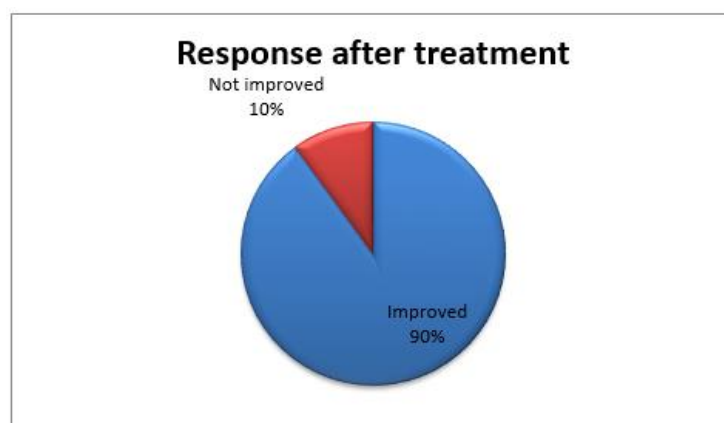


Figure No. 4: Pie Diagram: Representing distribution according to response after treatment

Observation no 5 –

Distribution of cases according to vaccine taken

Table no. 5 –

Sr no	Name of vaccines	No of patient
1	MMR	7
2	Pentavalent	5
3	DTP and OPV	8
4	Hepatis B	4
5	Typhoid	2
6	Vitamin A and JE	2
7	VAR	1
8	IPV	1

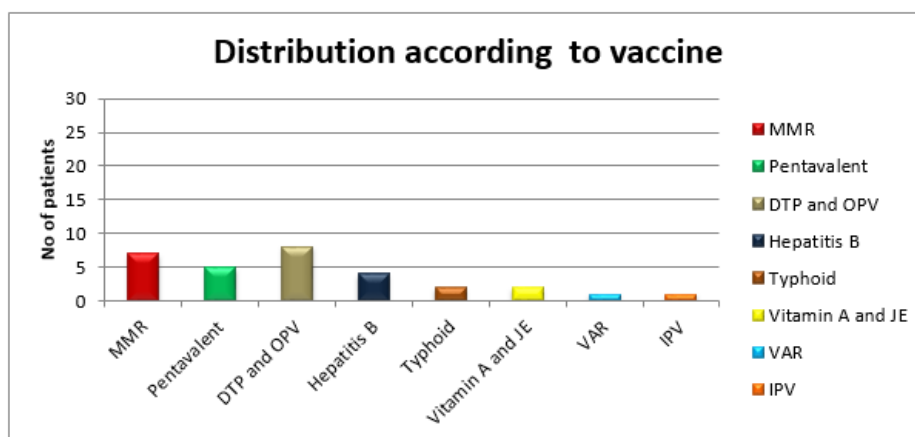


Figure No.5 : Bar Diagram: Representing distribution according to vaccine taken

Observation no 6 –

Distribution of cases according to clinical presentation of post vaccination syndrome.

Table No.6

Sr no	Clinical presentation	No of patients
1	Fever	28
2	Local inflammation	30
3	Loose motions	6
4	Eruptions and rashes with itching	9
5	Cough and coryza	8
6	Throat pain	3
7	Vomiting	1
8	Headache	1
9	Constipation	1
10	Inflammation and restricted movement	3

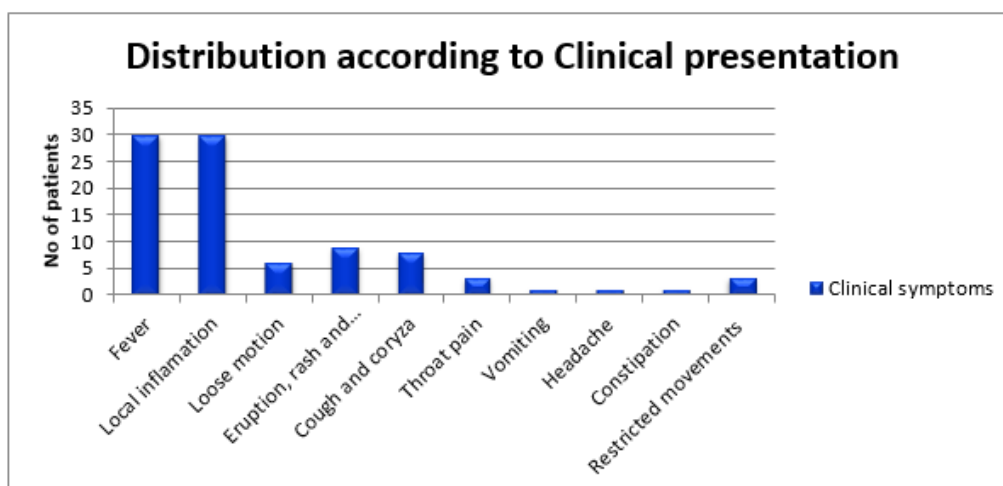


Figure No. 6: Bar Diagram: Representing distribution according to clinical presentation

Observation no 7 -

Distribution of cases according to the potency used

Table no 7 –

Sr no	Potency	No of cases
1	200 C	13
2	30 C	20
3	200 C and 30 C	3

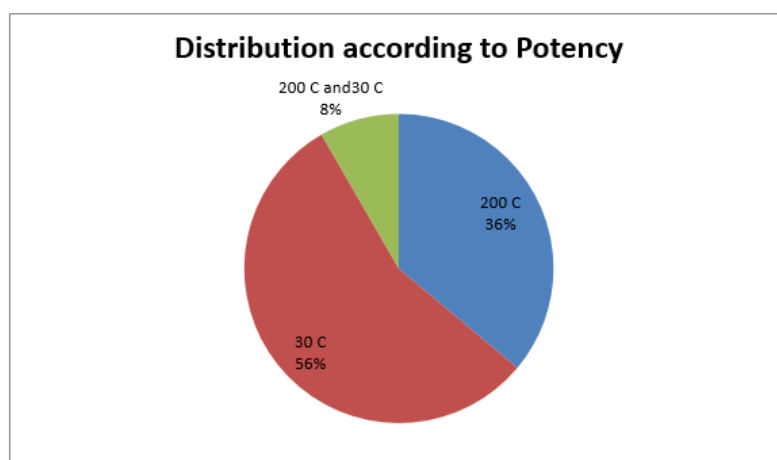


Figure No. 7: Pie Diagram: Presenting distribution according to potency

Discussion

Vaccination is to inoculate into the body a foreign antigen as a preventive against the diseases, will be caused by antigen. Principle of vaccination is that when an individual is taken a vaccine which is consist of a weakened or dead version of the disease against which protection is required, when it’s administered in body then its starts develops antibodies to the diseases in exactly the same way that a body develops antibodies when it is exposed to the diseased itself.

But the fact is that a coin definitely has two sides and the thing that cannot be ignored is that immunizations do have some complaints after vaccination. For the post vaccination syndrome many homoeopathic medicine are effective and in post vaccination syndrome homoeopathy gives a good results.

The outcome of the study is discussed below

Out of 30 cases, the maximum sex incidence was seen that males is 14 and female is 16 Out of 30 cases, maximum age incidence was found in 0 -1 year of children’s. And the minimum age incidence was observed in the age group of 3 – 4 years of age children’s.

Out of 30 cases it was found result that 27 patient improved 90% and 3 patient where not improved which is 10%. Hence it’s proven that homoeopathic medicine acts well in post vaccination syndrome.

Out of 30 cases we seen that after administration of vaccination , post vaccination syndrome occurred, but DTP, OPV, MMR, Hepatitis B and Pentavalent vaccines gives more ill effect of vaccination.

Out of 30 cases , in this study the maximum potency used in the patients was 200C used in 13 patients and 30 C used in 20 patients.200 C and 30 C where used in 3 patients.

A sample size of 30 cases is of small size to study the result hence furthermore research will required with a large sample size so as to study the effect of homoeopathic medicine in the post vaccination syndrome.

Conclusion

In this present article the aim of using homoeopathic medicine as the treatment in the post vaccination syndrome. Cases were achieved as a result were found to be a good success rate with the considering total data. Out of 30 cases, 27 were improved 90% and 3 were not improved 10%. Female is more prone to suffering from ill effect of vaccines as compared to male. Which constituting male 14 no which is 40 % and 16 no of female which show 60% respectively. On the basis of age group 0 – 1 year of children's are more affected after vaccination. The frequency and intensity of symptoms are reduced in 27 patients and severity of recurrence of the symptom is reduced in 2 cases. No any specific group of homoeopathic medicine were found that significantly repeated in the treatment of post vaccination syndrome, hence this reflected upon the individuality of the cases in post vaccination syndrome. Out of 30 cases, the maximum potency used in the patient was 30 C 20, 200C 13, and both potency were prescribed 3 cases. The potency was selected as per requirement of the case and according to the homoeopathic principles.

Acknowledgement

My sincere and heartfelt thanks to Principle Dr. F.F. Motiwala Sir. I deeply value and acknowledge the guidance, great help and support time to time by my guide, professors and P.G. co-ordinator Dr. Meeta Gharte Madam for their fine suggestions and constant help during the course of time of need. I would like to thank Dr. Tapas Kundu Sir for valuable guidance . I would also like to thanks the other teaching and non-teaching staff of my college for their guidance, constant support and encouragement throughout my study period. I feel deep sense of gratitude for my family members. They have played the most important role by being with me through the tough times of my journey to completion. I am deeply indebted and grateful to them for everything. I wish to sincerely thank the statistician Gulshan Karhade Sir for helping in aggregating and analysing the collected data and drawing appropriate observation. I also sincerely thank and appreciate to my friends and colleagues for their valuable moral support, patient hearing, timely encouragement and help they all rendered during the course of the study.

Financial support – Nil

Conflict of Interest – None Declared.

References / Bibliography

1. Post vaccination syndrome.cited on 19/April2020. Available at <http://www.post-vaccination-syndrome.com/>
2. Post vaccination syndrome. cited on 19/April2020. Available at <http://www.post-vaccination-syndrome.com/>
3. <https://doi.org/10.1016/j.vaccine.2017.07.061>
4. <https://doi:10.15761/JTS.1000320> Volume 5; page no 1-8. ISSN:2059-268X
5. <https://doi.org/10.1016/j.vaccine.2017.07.061>
6. POLTKIN.A;VACCINE FACT BOOK2012;Page No.04
7. PARK K. Park Textbook of PREVENTIVE AND SOCIAL MEDICINE; 23rd Edition ; Page No. 103-104, 111

8. POLTKIN.A;VACCINE FACT BOOK2012;Page No. 11
9. GHAI.O.P.;GHAI EssentialPediatics;9thEdition CBS Publishers &Distributors PVT LTD;; Page no 183.
10. HAHNEMANN S; Organon of medicine 6th Edition; Indian book & periodical publishers reprint edition 2008; Page No 121 – 125 and 132 – 133.
11. CLOSE S. THE GENIUS OF HOMOEOPATHY Lecture and Essay on Homoeopathic Philosophy;1st Edition 2004; New Delhi, India B. Jain Publishers, Page No. 93, 219 - 220
12. VITHOULKAS G.;The science of Homoeopathy; Page No 113
www.youtube.com/watch?v=S3aGFBxV6Uc6
13. DOUGEONER E; THE LESSER WRITING OF SAMUEL HAHNEMANN; B. Jain Publishers Pvt. Ltd.; Page No. 448 – 449.
14. BOENNINGHAUSEN VON C. M. F.; Lesser writing's; B. Jain Publisher Pvt. Ltd.; Page No 3 – 4.
15. KENT J. T.; NEW REMEDIES CLINICAL CASES LESSER WRITING APHORISMS AND CONCEPT; B Jain Publication; Page No. 401 – 402
16. BURENET J.C.; Diseases Of Skin Their Constitution Nature &Cure ; Reprint Edition 2004;B. Jain Publishers Pvt. Ltd. Page No. 31 – 33.
17. BURENET J.C.; VACCINOSIS AND ITS CURE BY THUJA WITH REMARK ON HOMOEOPROPHYLAXIS ; London Homoeopath Publisher Company; Page No. 8 – 9,11, 13 – 14, 110- 112.