

Cost effectiveness of Homoeopathic Medicine in Management of Dentine Hypersensitivity

Dr.Swanand Shukla , Dr.Mita Gharte , Dr. Subhash Yadav

Abstract

In The Motiwala Homoeopathic Medical College we are having dental OPD. Thus we got plenty opportunity to work with homoeopathic therapeutics with dental OPD.

The researcher observed the tangible, perceptible and substantial action of these homoeopathic drugs. Thus the researcher started searching for action of these remedies with its cost effectiveness. Motiwala Homoeopathic Medical College, OPD. Serves for number of patients, these patients were considered for study.

We gave a thought that can Homoeopathy be an alternative to De-Sensitizing toothpaste or can homoeopathic medication cure this problem of hypersensitivity. Again problem of dentine hypersensitivity being individualized in nature as pain responses varies substantially from person to another, we thought that homoeopathy can provide an answer to this problem and we selected this topic for research.

To ascertain the role of homoeopathic medicine and its cost effectiveness Researchers decided to carry out this study. The impact of the role of homoeopathic medicine and cost effectiveness is presented in this paper in detail

Keyword- Dentine Hypersensitivity, Homoeopathy Introduction

Dentine hypersensitivity has been described as '**Common Cold of Dentistry**' or more commonly a '**Toothbrush Disease**'. It is generally reported by patient after experiencing a sharp pain caused by one of several different stimuli. For dentine hypersensitivity multiple causes can be considered responsible like Gingival recession (receding gums), loss of the cementum layer, tooth wear. Receding gums is due to trauma from forceful tooth brushing, chronic periodontitis (gum disease), acid erosion, Dental bleaching , smoking tobacco, cracked teeth or grinding of teeth .Females are having slightly higher incidence than in males. The most vulnerable age group is 20–50 years.

AIM

To study the cost effectiveness of Homoeopathic Medicines in Management of Dentine Hypersensitivity.

OBJECTIVES

- To study effect of homeopathic medicines in case of dental hypersensitivity.
- To identify commonest triggering factors for dentine Hypersensitivity.
- To find out group of common homoeopathic medicines indicated in Dentine Hypersensitivity.

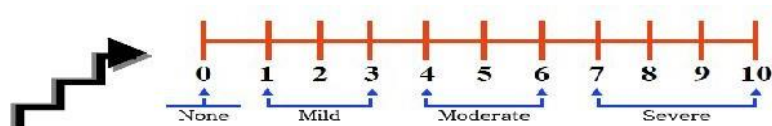
HYPOTHESIS

- **To study Homoeopathic treatment is cost effective in dental hypersensitivity when prescribed according to homoeopathic principle.**

DIAGNOSTIC CRITERIA

Based on gradation on Verbal Rating Scale:-Intensity

VRS



INCLUSION CRITERIA

- All types of Hypersensitivity of Teeth.
- All ages.
- Both sexes.
- All socio-economic classes.

EXCLUSION CRITERIA

- Pregnant women.
- People suffering from DM, Hypertension, severe Cardiac diseases, renal failure, Hepatitis B,HIV, Neoplasms.
- Extremely decayed teeth/tooth.
- Master chart

MATERIAL AND METHODS

- 1 We selected study subjects from reference population through screening of medical college and B.Ed. College.
2. Case History was taken on specially designed Case Record Format..
3. Homoeopathic medicines were selected and prescribed according to principles of homoeopathy.

4. Hypersensitivity was assessed by verbal rating scale before & after study.
5. We used nonrandomized before & after comparison study without control.
6. Results were drawn by statistical evaluation
7. Conclusion

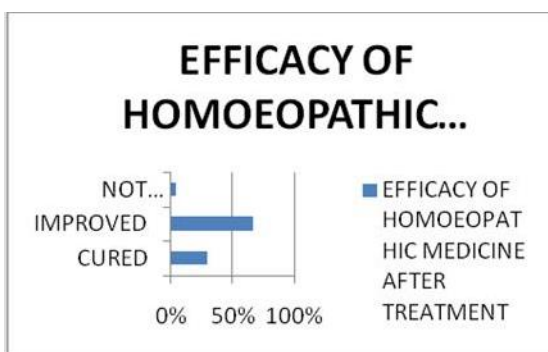
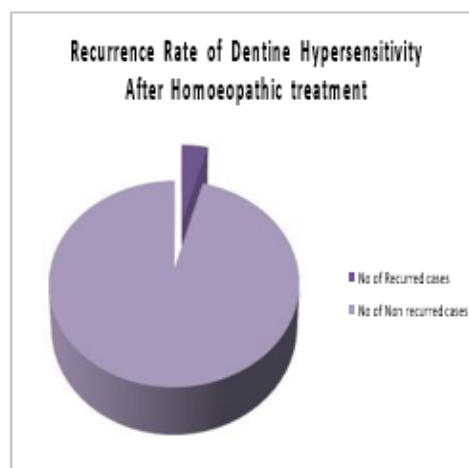
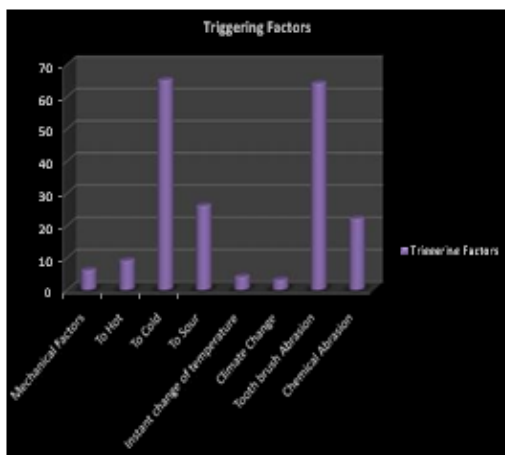


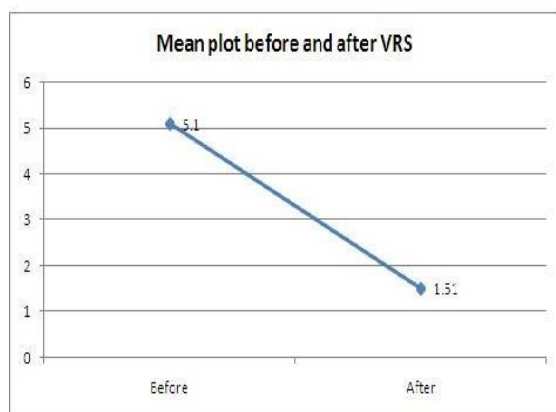
Table 1. Descriptive statistics

Paired Samples Statistics				
VRS	Mean	N	Std. Deviation	Std. Error Mean
Before	5.1	71	1.798	0.213
After	1.51	71	1.351	0.16

Table 2. Testing of before and after VRS in the study

Group N= 71	Paired Differences			95% CI of the Difference		Paired Samples Test		
	Mean	Std. Deviation	Std. Error Mean	Lower	Upper	t	df	p value
VRSBEFORE - VRS AFTER	3.592	1.67	0.198	3.196	3.987	18.125	70	0.0001 (Highly significant)

Interpretation: In the above study, The difference between before and after VRS was highly significant at p = 0.0001



Result

- **29% patients were cured where as 67% of patients showed improvement out of 72 cases.**
- Commonest triggering factors were Cold stimulus 65 cases/72 patients and Tooth brush abrasion 64 cases/72 patients.
- **Out of 72 cases, Natrum Muraticum (14.65%) & Phosphorous (12.16%) were found to be the most commonly used remedies for dentin hypersensitivity, depending upon the totality of symptoms.**
- Cost of homoeopathic medicine for 9months homoeopathic treatment Total-Rs.200/-per patient approximately.
- **Cost of Conventional line of treatment-Cost of Desensitizing toothpaste for**
- 9 month=300x9= Rs. 2700/-per patient approximately.

Discussion

1. Homoeopathic medicines are potential enough to bring down the dentine hypersensitivity cost effectively.
2. We have compared the cost of homoeopathic medicine with conventional treatment with opinion of well-known dentist.
3. Homoeopathic medicines cover the individual aspects of every case.
4. The research work comprises of 72 cases of people suffering from dentin hypersensitivity.
5. During our study, we observed that Sensitivity of dentin gets reduced gradually after use of homoeopathic medication. Moreover, we also observed that depending on Verbal Rating scale, the intensity of sensitivity also gets substantially reduced.
6. We also observed that Improper technique of brushing teeth i.e horizontal type of brushing,

use of hard bristle tooth brush, or brushing for too long or too hard is a commonest triggering factor for dentin hypersensitivity.

7. Homoeopathy has a role to play in reversing disturbed hydro-dynamic equilibrium of the dentinal tubules.
8. We also noticed that commonest teeth prone for hypersensitivity are molars & premolars.
9. It was observed that people in age group between 25-40 yrs are more common to suffer from problem of dentin hypersensitivity
10. Homoeopathic treatment has potential to prevent recurrence.

References

1. Absi.E.G; Addy M.& Adams dentine hypersensitivity – An Article on a Study of the patency of dentinal tubules in sensitive & non sensitive cervical dentine. Pg no- 190-195
2. Addy M. An article on Dentine hypersensitivity :new perspective on an old problem. Pgno- 225-230
3. Addy M. & West N.X. An article on Dentinal hypersensitivity dental hygiene concepts cases &comptences. Pg no- 2-4
4. Brannstom M.&Astrom A.: An article on The hydrodynamics of the dentine. Pg no- 222-231
5. Brannstom M: An article on The sensitivity of dentine.: its possible relationship to dentinal pain. Pg no- 4-6
6. Howard e Strassler, Francis G Serio.: An article on Dentinal Hypersensitivity- Etiology, Diagnosis & Treatment. Pg no-1-7
7. www.wikipedia.com
8. Dr.Subrata Kumar Banerjee: Miasmatic diagnosis (practical tips with clinical comparisons). Pg no- 12-56
9. www.paincommunitycentre.org VRS
10. <http://www.medindia.net/patientinfo/dentin-hypersensitivity.htm> Jun 16, 2017